






# Kids Activity: Make a Chatterbox

- Step 1.** Cut along the dashed line so that you have a square
- Step 2.**  Fold the square from corner number 3 to corner number 7, unfold and fold from corner 2 to corner 6
- Step 3.** Lay the chatterbox out flat, with the colours and numbers face down
- Step 4.**  Fold each corner in to the center point of the paper, which will form a square

- Step 5.**  With the number side face down, fold each corner in to the center point of the square
- Step 6.**  Fold the chatterbox in half so the numbers are on the outside
- Step 7.**  It's now ready to play!



**black**

Say this sentence really fast 3 times so you remember to never play in floodwater

**brown**

**Question.** Where is the best place to stay during a storm?

**Answer.** Inside, away from windows is the safest place to be

**blue**

NSW SES volunteers give up their time to help others

Think of something you can do to help someone you know and do it this week

**grey**

Add your own!

**purple**

Name 7 things that go in an emergency kit

Radio, spare batteries, torch, a first aid kit, candles, waterproof matches, copy of your emergency plan

True. Make sure you the things in your backyard down or put them away

**orange**

Does your family have an emergency plan?

If no, make one tonight with your family

If no, ask someone you know or do a search on the internet

**green**

In a storm or False. True. Make sure you strong winds can blow a trampoline into the neighbours house!

**red**

Do you know when the last time your area flooded?

**6**

Principal Partner



**7**



