

How you will be warned in a flood


*Prepare now
before it floods*

*Keep an eye on the
weather and listen
to local radio for
local warnings*

*Be ready to leave early
before roads become
congested or close*

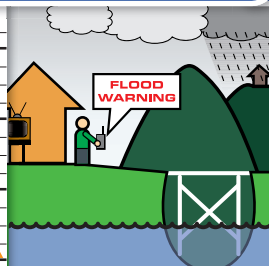
*Go to friends or an
Evacuation Centre away
from the flooded area*

*Only return to flood
affected areas once it
is declared safe
to do so*



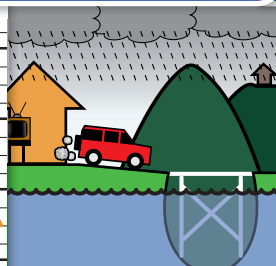
THUNDERSTORM WARNING, WEATHER WARNING OR FLOOD WATCH*

- Listen to your local radio station for information, updates and advice
- Locate and check your Emergency Kit
- Check on your neighbours and make sure they are aware of the Flood Watch
- Locate and get ready to activate your Home or Business FloodSafe Plan



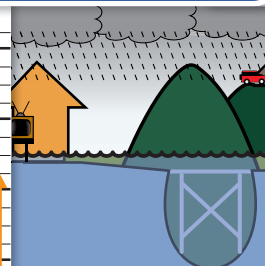
FLOOD WARNING* AND FLOOD BULLETIN†

- Never drive, ride or walk through floodwater
- Activate your Home or Business FloodSafe Plan
- Listen to your local radio




EVACUATION WARNING‡

- Locate important papers, valuables and mementos. Put them in your Emergency Kit
- Keep listening to your local radio station for information, updates and advice
- Follow instructions given to you by emergency services
- Act early as roads may become congested or close
- Stack items on benches or tables, place electrical items on top and secure objects that may float



EVACUATION ORDER‡

- Turn off the electricity and gas at the mains and secure any gas bottles
- Take your pets with you
- Never enter or travel through floodwater
- Listen to your local radio
- Follow your Home or Business FloodSafe Plan
- Follow emergency services instructions



ALL CLEAR‡

- Ensure structures are safe, gas and electricity are turned off before entering
- Tradesmen should check services exposed to floodwater
- Wear protective clothing during clean up
- Be aware of hazards
- Never eat food in contact with flood water
- Only use sterile utensils and drink fresh water

FOR EMERGENCY HELP IN FLOOD, STORM AND TSUNAMI

132 500

*Issued by the Bureau of Meteorology [BoM]

†Issued by SES